

SHAREHOLDING OF SPECIFIED SECURITIES

1. Name of Listing Entity : BAJAJ STEEL IND LTD

2. BSE SCRIP CODE : 507944/BSL/EQUITY

3. Share Holding Pattern Filed under: Reg. 31(1)(b) SHAREHOLDING AS ON : 30th September, 2016

4. Declaration : The Listed entity is required to submit the following declaration to the extent of submission of information :-

	Particulars	Yes*	No*
1	Whether the Listed Entity has issued any partly paid up shares?		No
2	Whether the Listed Entity has issued any Convertible Securities or Warrants?		No
3	Whether the Listed Entity has any shares against which depository reseipts are issued?		No
4	Whether the Listed Entity has any shares in locked-in?		No
5	Whether any shares held by promoters are pledge or otherwise encumbered?		No






Table I - Summary Statement holding of specified securities

Category (I)	Category of shareholder (II)	Nos. of shareholders (III)	No. of fully paid up equity shares held (IV)	No. of partly paid up equity shares held (V)	No. of shares underlying Depository Receipts (VI)	Total Nos. shares held (VII) = (IV)+(V)+(VI)	Shareholding as a % of total no. of shares (Calculated as per SCRR, 1957) (VIII) As a % of (A+B+C2)	No. of voting Rights held in each class of securities (IX)			No of shares underlying convertible securities (including warrants) (X)	Total Shareholding as a % assuming full conversion of convertible securities (as a % of diluted share capital) (XI) = (VII)+(X) as a % of A+B+C2	Number of Locked in shares (XII)		Number of shares pledged or otherwise encumbered (XIII)		Number of equity shares held in dematerialized Form (XIV)
								Class X	Class Y	Total			Total as a % of (A+B+C)	No. (a)	As a % of Total shares held (b)	No. (a)	
(A)	Promoter and Promoter Group	21	860650	0	0	860650	36.62	860650	0	860650	36.62	0	0.00	0	0.00	859850	
(B)	Public	4049	1489350	0	0	1489350	63.38	1E+006	0	1E+006	63.38	0	0.00	N/A	N/A	891843	
(C)	Non Promoter - Non Public																
(C1)	Shares underlying DRs	0	0	0	0	0	0.00	0	0	0	0.00	0	0.00	N/A	N/A	0	
(C2)	Shares held by Employee Trusts	0	0	0	0	0	0.00	0	0	0	0.00	0	0.00	N/A	N/A	0	
	Total	4070	2350000	0	0	2350000	100.00	2E+006	0	2E+006	100.00	0	0.00	0	0.00	1751693	





Table II - Statement showing Shareholding Pattern of the Promoter and Promoter Group

Category & Name of the Shareholder (I)	PAN (II)	Nos. of share holders (III)	Nos. of fully paid up equity shares held (IV)	No. of Partly paid-up equity shares held (V)	No. of shares underlying Depository Receipts (VI)	Total Nos. shares held (VII) = (IV)+(V)+(VI)	Shareholding % calculate as per SCRR 1957 As a % of (A+B+C) (VIII)	No of voting Rights held in each class of securities (IX)			No of shares underlying convertible securities (including warrants) (X)	Shareholding as a % assuming full conversion of convertible securities (as a % of diluted share capital) (XI) = (VII) + (X) as a % of A+B+C2	Number of Locked in shares (XII)		Number of shares pledged or otherwise encumbered (XIII)		Number of equity shares held in dematerialized Form (XIV)
								Class X	Class Y	Total			No. (a)	As a % of Total shares held (b)	No. (a)	As a % of Total shares held (b)	
1 Indian																	
(a) Individuals/HUFs		0	0	0	0	0	0.00	0	0	0	0.00	0	0.00	0	0.00	0	0
(b) Central Govt./State Govt.		0	0	0	0	0	0.00	0	0	0	0.00	0	0.00	0	0.00	0	0
(c) Financial Institutions/Banks		0	0	0	0	0	0.00	0	0	0	0.00	0	0.00	0	0.00	0	0
(d) Any Other		0	0	0	0	0	0.00	0	0	0	0.00	0	0.00	0	0.00	0	0
d(1) Bodies Corporate		1	209000	0	0	209000	8.89	209000	0	209000	8.89	0	0.00	0	0.00	0	209000
VIDARBHA TRADELINKS PVT. LTD.	AABCV4599D		209000	0	0	209000	8.89	209000	0	209000	8.89	0	0.00	0	0.00	0	209000
d(2) Directors Relatives		13	383978	0	0	383978	16.34	383978	0	383978	16.34	0	0.00	0	0.00	0	383178
BINA BAJAJ	ACIPB6310K		44600	0	0	44600	1.90	44600	0	44600	1.90	0	0.00	0	0.00	0	44600
GAYATRIDEVI BAJAJ	AAMPB9398N		151400	0	0	151400	6.44	151400	0	151400	6.44	0	0.00	0	0.00	0	151400
KANIKA BAJAJ	ABSPB9946K		1000	0	0	1000	0.04	1000	0	1000	0.04	0	0.00	0	0.00	0	1000
KUMKUM BAJAJ	ACIPB6285H		44600	0	0	44600	1.90	44600	0	44600	1.90	0	0.00	0	0.00	0	44600
KUSH BAJAJ	AHIPB9961A		29464	0	0	29464	1.25	29464	0	29464	1.25	0	0.00	0	0.00	0	29464
LAV BAJAJ	AHIPB9960B		29464	0	0	29464	1.25	29464	0	29464	1.25	0	0.00	0	0.00	0	29464
MUTHA RAMDAS CHANDANMAL	AGVPM0291J		500	0	0	500	0.02	500	0	500	0.02	0	0.00	0	0.00	0	500
RUJA AKSHAT	AENPR2898L		100	0	0	100	0.00	100	0	100	0.00	0	0.00	0	0.00	0	100
RUJA PAWAN	ABGPR3769N		3550	0	0	3550	0.15	3550	0	3550	0.15	0	0.00	0	0.00	0	3550
SANGEETA GOYAL	ACLPS1229L		21800	0	0	21800	0.93	21800	0	21800	0.93	0	0.00	0	0.00	0	21800
SHAKUNTALADEVI BAJAJ	ACIPB6411D		29800	0	0	29800	1.27	29800	0	29800	1.27	0	0.00	0	0.00	0	29800
SUNDEEP GOYAL	ADVPG1041K		2800	0	0	2800	0.12	2800	0	2800	0.12	0	0.00	0	0.00	0	2800
VARUN BAJAJ	AKKPB4493L		24900	0	0	24900	1.06	24900	0	24900	1.06	0	0.00	0	0.00	0	24900
d(3) Directors		7	267672	0	0	267672	11.39	267672	0	267672	11.39	0	0.00	0	0.00	0	267672
ASHISH BAJAJ	ACIPB6309C		89950	0	0	89950	3.83	89950	0	89950	3.83	0	0.00	0	0.00	0	89950
HARGOVIND GANGABISAN BAJAJ	ACIPB6308D		17400	0	0	17400	0.74	17400	0	17400	0.74	0	0.00	0	0.00	0	17400
ROHIT BAJAJ	AALPB9517E		55325	0	0	55325	2.35	55325	0	55325	2.35	0	0.00	0	0.00	0	55325
SUNIL BAJAJ	AABHS1818P		5000	0	0	5000	0.21	5000	0	5000	0.21	0	0.00	0	0.00	0	5000
SUNIL BAJAJ	ACIPB3366R		86697	0	0	86697	3.69	86697	0	86697	3.69	0	0.00	0	0.00	0	86697
VINODKUMAR BAJAJ	AADHV0793E		13200	0	0	13200	0.56	13200	0	13200	0.56	0	0.00	0	0.00	0	13200
VINODKUMAR GANGABISAN BAJAJ	ACIPB6313L		100	0	0	100	0.00	100	0	100	0.00	0	0.00	0	0.00	0	100
Sub Total (A)(1)		21	860650	0	0	860650	36.62	860650	0	860650	36.62	0	0.00	0	0.00	0	859850
2 Foreign																	
(a) Individuals(NRI)/Foreign Individuals		0	0	0	0	0	0.00	0	0	0	0.00	0	0.00	0	0.00	0	0
(b) Government		0	0	0	0	0	0.00	0	0	0	0.00	0	0.00	0	0.00	0	0
(c) Institutions		0	0	0	0	0	0.00	0	0	0	0.00	0	0.00	0	0.00	0	0
(d) Foreign Portfolio Investor		0	0	0	0	0	0.00	0	0	0	0.00	0	0.00	0	0.00	0	0
(e) Any Other(specify)		0	0	0	0	0	0.00	0	0	0	0.00	0	0.00	0	0.00	0	0
Sub Total (A)(2)		0	0	0	0	0	0.00	0	0	0	0.00	0	0.00	0	0.00	0	0
Total Shareholding of Promoter and Promoter Group (A)=(A)(1)+(A)(2)		21	860650	0	0	860650	36.62	860650	0	860650	36.62	0	0.00	0	0.00	0	859850



Signature

Table III - Statement showing Shareholding Pattern of the Public Shareholder

Category & Name of the shareholder (I)	PAN (II)	Nos. of share holders (III)	No. of share paid up equity shares held (IV)	No. of fully paid up equity shares held (V)	No. of Party paid-up equity shares held (VI)	No. of shares underlying Depository Receipts (VII)	Total Nos. shares held (VIII) = IV+V+VI+VII	Shareholding % calculate as per SCRR 1957 As a % of (A+B+C2) (VIII)	No. of voting Rights held in each class of securities (IX)			Total as a % of Total voting rights	No. of shares outstanding convertible Securities (including warrants) (X)	Total Shareholding as a % assuming full convertible securities (as a % of diluted share capital) (XI) = (VII) + (X) as a % of A+B+C2	Number of locked in shares (XII)		Number of shares pledged or otherwise encumbered (XIII)		Number of equity shares held in dematerialized Form (XIV)	
									Class X	Class Y	Total				No. (a)	As a % of Total shares held (b)	No. (a)	As a % of Total shares held (b)		
1																				
(a) Mutual Funds		1	400	0	0	0	400	0.02	400	0	0	0.02	0	0.02	0	0.00	0	0.00	0	0
(b) Venture Capital Funds		0	0	0	0	0	0	0.00	0	0	0	0.00	0	0.00	0	0.00	0	0.00	0	0
(c) Alternate Investments Funds		0	0	0	0	0	0	0.00	0	0	0	0.00	0	0.00	0	0.00	0	0.00	0	0
(d) Foreign Venture Capital Investors		0	0	0	0	0	0	0.00	0	0	0	0.00	0	0.00	0	0.00	0	0.00	0	0
(e) Foreign Portfolio Investors		0	0	0	0	0	0	0.00	0	0	0	0.00	0	0.00	0	0.00	0	0.00	0	0
(f) Financial Institutions/Banks		1	100	0	0	100	100	0.00	100	0	0	0.00	0	0.00	0	0.00	0	0.00	0	0
(g) Insurance Companies		0	0	0	0	0	0	0.00	0	0	0	0.00	0	0.00	0	0.00	0	0.00	0	0
(h) Provident Funds / Pension Funds		0	0	0	0	0	0	0.00	0	0	0	0.00	0	0.00	0	0.00	0	0.00	0	0
(i) Any other (specify)		0	0	0	0	0	0	0.00	0	0	0	0.00	0	0.00	0	0.00	0	0.00	0	0
(j) Sub Total (B)(1)		2	500	0	0	500	500	0.02	500	0	0.02	0	0.02	0	0.00	0	0.00	0	0	0
2																				
(a) Central Government/State Government(s) / President of India		0	0	0	0	0	0	0.00	0	0	0	0.00	0	0.00	0	0.00	0	0.00	0	0
(b) Central Govt./State Govt.		0	0	0	0	0	0	0.00	0	0	0	0.00	0	0.00	0	0.00	0	0.00	0	0
(c) Sub total (B)(2)		0	0	0	0	0	0	0.00	0	0	0	0.00	0	0.00	0	0.00	0	0.00	0	0
3																				
(a) Non-Institutions		0	0	0	0	0	0	0.00	0	0	0	0.00	0	0.00	0	0.00	0	0.00	0	0
(b) Individual		0	0	0	0	0	0	0.00	0	0	0	0.00	0	0.00	0	0.00	0	0.00	0	0
(c) Inid-Hold nominal shr capital upto Rs.2L		3566	678269	0	0	678269	678269	28.86	678269	0	678269	28.86	0	28.86	0	0.00	0	0.00	473162	0
(d) Inid-Hold nominal shr capital in excess of Rs.2L		5	206691	0	0	206691	206691	8.80	206691	0	206691	8.80	0	8.80	0	0.00	0	0.00	206691	0
(e) DHEERAJ KUMAR LOHIA	AHCPK2417L		25491	0	0	25491	25491	1.08	25491	0	25491	1.08	0	1.08	0	0.00	0	0.00	25491	0
(f) DNYANESH LAD	ABUPI8096I		31450	0	0	31450	31450	1.34	31450	0	31450	1.34	0	1.34	0	0.00	0	0.00	31450	0
(g) SATISH LALCHAND MUTHIA	AFCPM9726L		128800	0	0	128800	128800	5.48	128800	0	128800	5.48	0	5.48	0	0.00	0	0.00	128800	0
(h) NBFCs Registered with RBI		0	0	0	0	0	0	0.00	0	0	0	0.00	0	0.00	0	0.00	0	0.00	0	0
(i) Employees Trusts		0	0	0	0	0	0	0.00	0	0	0	0.00	0	0.00	0	0.00	0	0.00	0	0
(j) Overseas Depositories (holding DRs)		0	0	0	0	0	0	0.00	0	0	0	0.00	0	0.00	0	0.00	0	0.00	0	0
(k) Any Other		0	0	0	0	0	0	0.00	0	0	0	0.00	0	0.00	0	0.00	0	0.00	0	0
(l) Bodies Corporate		97	525738	0	0	525738	525738	22.37	525738	0	525738	22.37	0	22.37	0	0.00	0	0.00	186138	0
(m) BAJAJ EXPORTS PVT LTD	AAACB1540R		213800	0	0	213800	213800	9.10	213800	0	213800	9.10	0	9.10	0	0.00	0	0.00	0	0
(n) BAJAJ GLOBAL LIMITED	AAACB5342F		67500	0	0	67500	67500	2.87	67500	0	67500	2.87	0	2.87	0	0.00	0	0.00	0	0
(o) GLYCOSIC MERCHANTS PRIVATE LIMITED	AAACG9443N		78900	0	0	78900	78900	3.36	78900	0	78900	3.36	0	3.36	0	0.00	0	0.00	78900	0
(p) NISSAN MERCHANDISE PVT. LTD.	AAACN8381N		50000	0	0	50000	50000	2.13	50000	0	50000	2.13	0	2.13	0	0.00	0	0.00	0	0
(q) RAJASTHAN GLOBAL SECURITIES PRIVATE LIMI	AAACR4122R		44398	0	0	44398	44398	1.89	44398	0	44398	1.89	0	1.89	0	0.00	0	0.00	44398	0
(r) Clearing member		7	681	0	0	681	681	0.03	681	0	681	0.03	0	0.03	0	0.00	0	0.00	681	0
(s) NRIs		369	77171	0	0	77171	77171	3.28	77171	0	77171	3.28	0	3.28	0	0.00	0	0.00	24871	0
(t) Trusts		1	100	0	0	100	100	0.00	100	0	100	0.00	0	0.00	0	0.00	0	0.00	100	0
(u) Directors		2	200	0	0	200	200	0.01	200	0	200	0.01	0	0.01	0	0.00	0	0.00	200	0
(v) Sub total (B)(3)		4047	1488850	0	0	1488850	1488850	63.36	1488850	0	1488850	63.36	0	63.36	0	0.00	0	0.00	891843	0
Total Public Shareholding (B)=(B)		4049	1489350	0	0	1489350	1489350	63.38	1489350	0	1489350	63.38	0	63.38	0	0.00	0	0.00	891843	0
(1)-(B)(2)+(B)(3)																				



[Handwritten signature]

Table IV - Statement showing Shareholding Pattern of the Non Promoter - Non Public shareholder

1	Category & Name of the shareholder (i)	PAN (ii)	Nos. of share holders (iii)	No. of fully paid up equity shares held (iv)	No. of Partly paid-up equity shares held (v)	No. of shares underlying Depository Receipts (vi)	Total Nos. shares held (vii) = IV+V+VI	Shareholding % calculate as per SCRR 1957 As a % of (A+B+C2) (viii)	No of voting Rights held in each class of securities (x)			Total as a % of Total voting rights	No of shares underlying convertible Securities (including warrants) (x)	Shareholding as a % assuming full Conversion of securities (as a % of diluted share capital) [(xi) = (vii) * (X) as a % of A+B+C2	Number of Locked in shares (xii)		Number of shares pledged or otherwise encumbered (xiii)		Number of equity shares held in dematerialized Form (xiv)
									No of voting Rights						No. (a)	As a % of Total shares held (b)	No. (a)	As a % of Total shares held (b)	
									Class X	Class Y	Total								
a)	Custodian/ DR Holder		0	0	0	0	0	0.00	0	0	0	0	0	0	0.00	0	0.00	0	0
	GDRs/ADRs/ADSS		0	0	0	0	0	0.00	0	0	0	0	0	0	0.00	0	0.00	0	0
	Sub Total (C1)		0	0	0	0	0	0.00	0	0	0	0	0	0	0.00	0	0.00	0	0
	Employee Benefit Trust (under SEBI (Share Based Employee Benefit) Regulations, 2014)		0	0	0	0	0	0.00	0	0	0	0	0	0	0.00	0	0.00	0	0
2	Sub Total (C2)		0	0	0	0	0	0.00	0	0	0	0	0	0	0.00	0	0.00	0	0
	Total Non-Promoter-Non Public Shareholding (C) = (C1)+(C2)		0	0	0	0	0	0.00	0	0	0	0	0	0	0.00	0	0.00	0	0

(Handwritten signature)

