


BAJAJ STEEL INDUSTRIES LIMITED
REGD. OFFICE: IMAMBADA ROAD, NAGPUR - 440 018.

PART - I

Statement of Audited Consolidated & Standalone Financial Results for the Quarter and year ended 31/03/2014

(RS. IN LAC)

Particulars	Quarter Ended			Standalone		Consolidated	
	31/03/2014 (Audited)	31/12/2013 (Unaudited)	31/03/2013 (Audited)	Year Ended 31/03/2014 (Audited)	A/C'ING YEAR ENDED 31/03/2013 (Audited)	A/C'ING YEAR ENDED 31/03/2014/ (Audited)	A/C'ING YEAR ENDED 31/03/2013/ (Audited)
1 Income from operations							
a) Net Sales / Income from Operations (Net of excise duty)	7,232.47	16,586.64	5,909.74	40,469.04	28,164.08	41,167.15	28,371.15
b) Other Operation Income	124.00	197.82	198.94	440.48	359.19	476.78	366.02
Total income from operations (net)	7,356.46	16,784.46	6,108.68	40,909.52	28,523.27	41,643.93	28,737.17
2 Expenses							
a) Cost of material consumed	4,584.70	10,520.17	3,520.46	26,094.49	19,382.75	28,204.20	20,373.90
b) Purchase of stock-in-trade	4.89		1.18	4.89	1.18	369.94	272.23
c) Changes in inventories of finished goods, work-in-progress, stock-in-trade	(771.62)	671.00	(143.54)	157.57	52.10	97.34	(156.08)
d) Employee benefit expenses	795.06	903.87	710.43	2,879.81	2,303.63	3,068.65	2,269.63
e) Depreciation and amortisation expenses	391.83	163.95	188.19	883.28	591.78	888.09	597.79
f) Other Expenses	3,001.96	2,899.13	2,250.19	8,683.94	5,330.45	7,005.10	4,460.38
Total Expenses	8,006.83	15,158.12	6,526.91	38,703.97	27,661.89	39,633.32	27,817.85
3 Profit/(Loss) from Operations before Other income, Finance cost & Exceptional Items (1-2)	(650.36)	1,626.35	(418.23)	2,205.55	861.38	2,010.61	919.32
4 Other Income	196.34	61.79	186.67	390.94	336.54	412.43	228.70
5 Profit/(Loss) from ordinary activities before finance cost & Exceptional Items (3+4)	(454.02)	1,688.13	(231.56)	2,596.48	1,197.92	2,423.05	1,148.02
6 Finance costs	195.29	174.04	142.32	709.16	661.29	709.16	661.29
7 Profit/(Loss) from ordinary activities after finance cost, but before Exceptional Items (5-6)	(649.32)	1,514.10	(373.88)	1,887.32	536.63	1,713.88	486.73
8 Exceptional Items	-	-	-	-	-	-	-
9 Profit (+) / Loss (-) from Ordinary Activities before tax (7+8)	(649.32)	1,514.10	(373.88)	1,887.32	536.63	1,713.88	486.73
10 Tax Expense	(168.08)	491.25	(184.83)	654.93	110.59	654.93	110.59
11 Net Profit (+) / Loss (-) from Ordinary Activities after tax (9-10)	(481.23)	1,022.85	(189.05)	1,232.39	426.04	1,058.95	376.14
12 Extraordinary Items (Net of tax Expenses Rs. in lakhs)	-	-	-	-	-	-	-
13 Net Profit (+) / Loss (-) for the period (11-12)	(481.23)	1,022.85	(189.05)	1,232.39	426.04	1,058.95	376.14
14 Share of Profit/(Loss) of associates	-	-	-	-	-	-	-
15 Minority interest	-	-	-	-	-	-	-
16 Nett profit/(Loss) after taxes, minority interest and share of profit/(Loss) of associates ((13(+/-)14(+/-)15(+/-))	(481.23)	1,022.85	(189.05)	1,232.39	426.04	1,058.95	376.14
17 Paid up Equity Share Capital (Face value of the share shall be indicated)	235.00	235.00	235.00	235.00	235.00	235.00	235.00
18 Reserves excluding Revaluation Reserves as per Balance Sheet of Previous Accounting year.				6,977.59	5,860.34	6,754.26	5,820.68
19 i) Earning Per Share (before extraordinary items)							
a) Basic	(20.48)	43.53	(8.04)	52.44	18.13	45.06	16.01
b) Diluted	-	-	-	-	-	-	-
i) Earning Per Share (after extraordinary items) (of Rs. 10/- each) (not annualised)							
a) Basic	(20.48)	43.53	(8.04)	52.44	18.13	45.06	16.01
b) Diluted	-	-	-	-	-	-	-
See accompanying notes to the financial results							
PART - II							
A PARTICULARS OF SHAREHOLDING							
1 Public Shareholding							
-No. of Shares	1,489,350	1,489,350	1,489,350	1,489,350	1,489,350	1,489,350	1,489,350
-Percentage of Shareholding	63.38%	63.38%	63.38%	63.38%	63.38%	63.38%	63.38%
2 Promoters and promoter group shareholding							
a) Pledged/Encumbered							
- Number of shares	NIL	NIL	NIL	NIL	NIL	NIL	NIL
- Percentage of shares (as a % of the total shareholding of promoter and promoter group)	NIL	NIL	NIL	NIL	NIL	NIL	NIL
- Percentage of shares (as a % of the total share capital of the company)	NIL	NIL	NIL	NIL	NIL	NIL	NIL
b) Non-encumbered							
- Number of Shares	860,650	860,650	860,650	860,650	860,650	860,650	860,650
- Percentage of shares (as a % of the total shareholding of promoter and promoter group)	100.00%	100.00%	100.00%	100.00%	100.00%	100.00%	100.00%
- Percentage of shares (as a % of the total share capital of the company)	36.62%	36.62%	36.62%	36.62%	36.62%	36.62%	36.62%



	Particulars	3months ended (31/03/2014)
B	INVESTOR COMPLAINTS	
	Pending at the beginning of the quarter	NIL
	Received during the quarter	NIL
	Disposed of during the quarter	N.A.
	Remaining unresolved at the end of the quarter	NIL

**NOT
ES**

1. The above financial results have been taken on record by the Board of Directors at their Meeting held on 29 May 2014 after reviewed by the Audit Committee.
2. There were no investor complaints outstanding at the beginning and end of the quarter.
3. Previous year/ quarter figures are regrouped/restated wherever necessary.
4. The classification /disclosure of items in the financial results shall be in accordance with the Revised Schedule VI of the companies Act,1956.
5. The board of directors have recommended 40% dividend i.e. Rs. 4 per equity share for the year ended 31.03.2014, subject to the approval of members at forthcoming AGM.
6. The figures of the last quarter are the balancing figure between audited figure in respect of the full financial year & published year to date figures upto the end of third quarter of the current financial year.
7. Statement of Asset and liabilities is as follows:-


Place : Nagpur
Date : 29/05/2014



FOR BAJAJ STEEL INDUSTRIES

Rohit Bajaj

ROHIT BAJAJ
CHAIRMAN & MANAGING DIRECTOR




7. CONSOLIDATED STATEMENT OF ASSETS AND LIABILITIES'

(RS. IN LAC)

	PARTICULARS	STANDALONE		CONSOLIDATED	
		YEAR END 31/03/2014 (Audited)	YEAR ENDED 31/03/2013 (Audited)	YEAR ENDED 31/03/2014 (Audited)	YEAR ENDED 31/03/2013 (Audited)
a)	EQUITY AND LIABILITIES				
1	Shareholders' funds				
a)	Share Capital	235.00	235.00	235.00	235.00
b)	Reserve & Surplus	6,977.59	5,860.34	6,754.26	5,820.68
c)	Money received against share warrants	-			
	Sub total- Shareholders' funds	7,212.59	6,095.34	6,989.26	6,055.68
2	Non-current liabilities				
(a)	Long -term borrowings	3,355.69	161.53	3,355.69	161.53
(b)	Deferred tax liabilities (net)	(106.06)	(111.19)	(106.06)	(111.19)
(c)	Other long-term liabilities	106.32	2,132.59	106.32	2,138.82
(d)	Long-term provisions	344.84	315.69	344.84	315.69
	Sub total -Non -current liabilities	3,700.79	2,498.63	3,700.79	2,504.85
3	Current liabilities				
(a)	Short term borrowings	3,126.30	4,733.50	3,126.30	4,733.50
(b)	Trade payables	6,310.89	4,184.60	6,365.69	4,252.74
(c)	Other current liabilities	1,847.34	1,439.56	1,861.81	1,439.84
(d)	short term provisions	109.98	81.94	109.98	81.94
	Sub total -current liabilities	11,394.50	10,439.60	11,463.78	10,508.02
	TOTAL -EQUITY AND LIABILITIES	22,307.88	19,033.57	22,153.83	19,068.55
B	ASSETS				
1	Non current assets				
(a)	Fixed assets	5,882.31	5,721.56	6,022.48	5,824.30
(b)	Non current investments	775.75	384.05	342.84	227.84
(c)	Long term loans and advances	200.58	36.52	200.94	36.85
	Sub total -Non current assets	6,858.64	6,142.13	6,566.26	6,088.99
2	Current assets				
(a)	inventories	5,963.25	5,217.42	6,231.67	5,425.61
(b)	Trade receivables	4,560.07	4,009.76	4,395.86	3,945.85
(c)	Cash and cash equivalents	3,052.40	2,250.78	3,093.23	2,286.43
(d)	Short term loans and advances	1,873.52	1,413.48	1,866.81	1,321.67
	Sub total -Current assets	15,449.24	12,891.44	15,587.57	12,979.56
	TOTAL ASSETS	22,307.88	19,033.57	22,153.83	19,068.55

PLACE: NAGPUR


DATED: 29 MAY 2014



FOR BAJAJ STEEL INDUSTRIES LIMITED

ROHIT BAJAJ

CHAIRMAN & MANAGING DIRECTOR



BAJAJ STEEL INDUSTRIES LIMITED

REGD. OFFICE: IMAMBADA ROAD, NAGPUR - 440 018.



**QUARTERLY REPORTING OF SEGMENTWISE REVENUE, RESULTS AND CAPITAL EMPLOYED,
UNDER CLAUSE 41 OF THE LISTING AGREEMENT**

(RS. IN LAC)

	PARTICULARS	QUARTER ENDED 31/03/2014 (Audited)	QUARTER ENDED 31/12/2013 (Unaudited)	QUARTER ENDED 31/03/2013 (Audited)	STANDALONE		CONSOLIDATED	
					YEAR ENDED 31/03/2014 (Audited)	A/C'ING YEAR ENDED 31/03/2013 (Audited)	A/C'ING YEAR ENDED 31/03/2014/ (Audited)	A/C'ING YEAR ENDED 31/03/2013/ (Audited)
1	Segment Revenue (Net Sale / Income from Operation)							
	a) Segment - Steel & Related Products	4,254.53	13,668.21	3,424.33	29,407.20	18,474.98	30,141.61	18,675.25
	b) Segment - Cotton Trading	-			-			
	c) Segment - Plastic & Related Products	3,101.94	3,116.25	2,684.35	11,502.32	10,048.29	11,502.32	10,061.92
	Total	7,356.47	16,784.46	6,108.68	40,909.52	28,523.27	41,643.93	28,737.17
	Less: Inter Segment Revenue	-	-	-	-			
	Net Sale / Income from Operation	7,356.47	16,784.46	6,108.68	40,909.52	28,523.27	41,643.93	28,737.17
2	Segment Results (Profit)(+)/(Loss)(-) before Tax and finance cost from each Segment							
	a) Segment - Steel & Related Products	(696.96)	1,494.28	(432.38)	1,818.00	592.65	1,644.60	542.77
	b) Segment - Cotton Trading							
	c) Segment - Plastic & Related Products	242.90	193.84	200.80	778.44	605.26	778.44	605.26
	Total	(454.06)	1,688.13	(231.58)	2,596.45	1,197.91	2,423.05	1,148.03
	Less: i. Finance cost	195.29	174.04	142.31	709.16	661.29	709.16	661.29
	Less:ii. Other Un-allocable expenditure net un-allocable income	-	-	-	-	-	-	-
	Total Profit before Tax	(649.35)	1,514.09	(373.89)	1,887.28	536.62	1,713.88	486.74
3	Capital Employed (Segment Assets-Segment Liabilities)							
	a) Segment - Steel & Related Products	6,256.55	7,977.03	5,578.18	6,256.55	5,578.18	6,032.00	5,586.90
	c) Segment - Plastic & Related Products	680.73	408.50	270.72	680.73	270.72	681.00	222.34
	c) Others	169.29	(272.75)	135.25	169.29	135.25	171.00	135.25
	Total	7,106.57	8,112.78	5,984.15	7,106.57	5,984.15	6,884.00	5,944.49

PLACE: NAGPUR

DATED: 29 MAY 2014



FOR BAJAJ STEEL INDUSTRIES LIMITED

Rohit Bajaj

ROHIT BAJAJ

CHAIRMAN & MANAGING DIRECTOR